

## Module type **CaterSense 03 + ATSC**

### CaterSense-03+ATSC Controller - Inbuilt Speed Control, Gas Pressure Proving and Sensor options

CaterSense-03+ATSC unit is a multi-function controller which can be used in any catering application. Its patented fan power monitor circuit and selectable gas pressure proving enables the unit to start / stop control two fans and speed control them via a range of inbuilt speed controllers to meet BS6173:2009 and DW172.

This product has a number of available inputs which can be used to perform different functions, such as CO2 level monitoring / control and heater battery control. Optional demand control is also available.

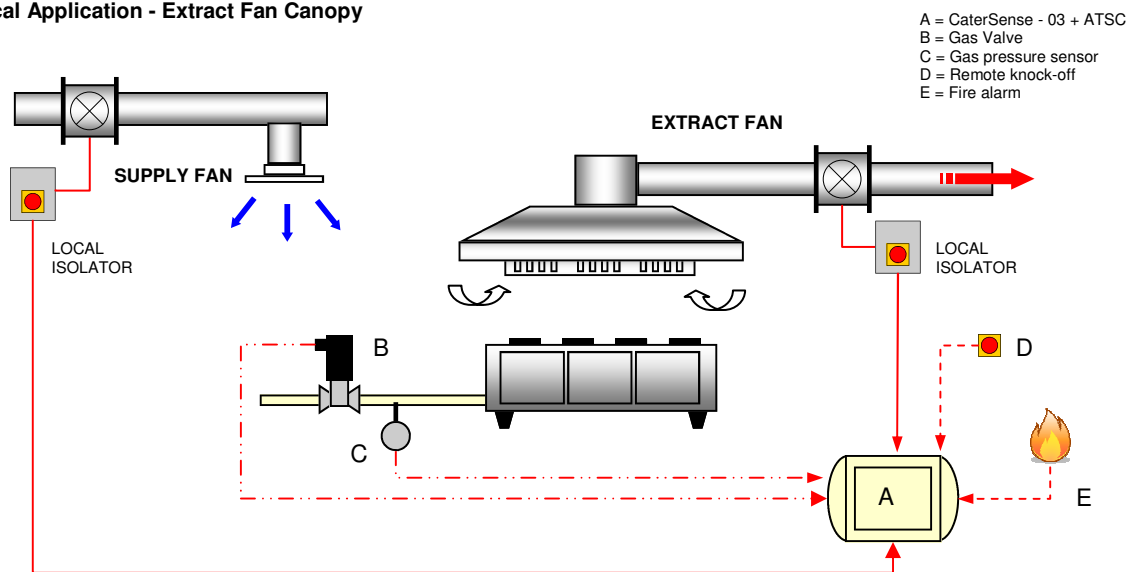


Model Type	Model	Description
	<b>CaterSense-03+ATSC</b>	Controller - GPP + optional single fan

Technical Data		
Power supply	240Vac 50Hz (L,N,& E)	
Number of sensor channels	Two - Optional to 6 sensor inputs	
Current rating of monitor	1 to 8Amp FLC inbuilt Speed Control	
Voltage range of fans	Single phase (240Vac) or three phase 415Vac	
Gas valve output	240Vac (L,N & E)	
Fire alarm input	Volt-free to open on alarm	
Remote knock-off	Volt-free to open on activation	

#### Typical Application - Extract Fan Canopy



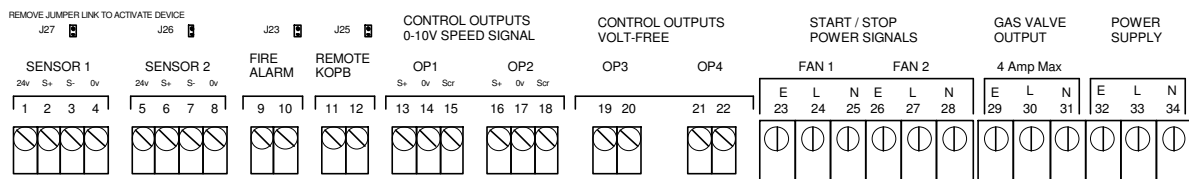
## Wiring Diagram

The CaterSense system has two sets of terminals all mounted along the top edge of the main PCB circuit board.

Terminals 1 to 22 & Motor 3 / Motor 4 are the smaller terminals (1.5 mm<sup>2</sup> cable) and are used for the sensors, inter-locking devices, remote speed and on/off control (including motor thermal contacts, screened cable to be used).

Terminals 23 to 34 are the larger terminals (4 mm<sup>2</sup> cable) and are for the power connections for the fans, gas valve and power supply to the unit.

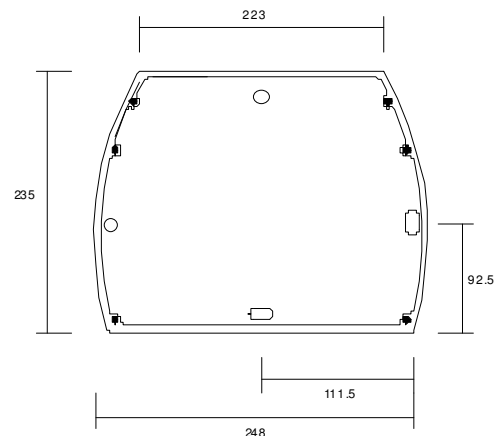
The terminals are of the rising clamp type protection.



## Fitting Instructions

The **CaterSense - 03 + ATSC** unit has six (6) mounting holes which can be used (as shown)

*Note: Ensure that the enclosure is mounted on a clean and level surface away from the direct cooking area or surfaces.*



## Ancillary Products

### Remote Knock-off Buttons



- RKPB-01 Knock-off
- RKPB-02 Key
- RKPB-03 Key + Shroud

### Remote Sensors



- CS-GPS-01
- Gas Pressure Sensor

### Gas Valves



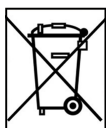
- GV Valves
- 1/2" to 2-1/2" BSP



- CS-RCT-01
- CS-RCT-02
- Remote Current Sensors



- CS-CO2-01
- Carbon Dioxide Sensor



This symbol on this product or the package indicates that disposal of this product after its lifecycle could harm the environment. DO NOT dispose of this product (or batteries if used) as unsorted municipal waste. It should be disposed by a specialised company for recycling. This product should be returned to your distributor or to a local recycling service. Respect the local environment rules.